



Release Note

Software Version: 2.8.0

Models: i12/i16V/i18S/i23S/i30/i31S/i32V/i33V/PA2/iW30

Date: 2020-10-21

Content

- Content..... 2**
- 1 Revise History..... 3**
- 2 Release 2.8.0..... 4**
 - 2.1 New Features..... 4
 - 2.2 Optimization..... 4
 - 2.3 Bug Fix..... 5
 - 2.4 New Functions Description..... 5
 - 2.5 Optimization Description..... 8

1 Revise History

No.	Version	Release Time
1	2.8.0	2020.10.21

2 Release 2.8.0

Models	Software Version	Comment
i12/i16V/i18S/i23S/i30/i31S/i32V/i33V/PA2/iW30	2.8.0	

2.1 New Features

1. Support call status or other means to trigger the capture function
2. Support custom LED lights
3. Support SIP to multicast function
4. Support time plan function, including timing door opening, calling, playing audio, etc.
5. Support MIC and SPK self-checks function
6. Support the selection of call status output from the headset
7. Support default password prompt on the webpage
8. Support the function of closing AEC through DTMF and HTTP API
9. Support AEC parameters on the webpage
10. Support virtual password function (access devices)
11. The second door can be opened by remote password and local password (access devices)

2.2 Optimization

1. Support to modify network parameters through IP scanning tool
2. Optimize upgrading the ringtone support customization from webpage, no specific naming is required; the upgraded ringtone file can be selected under the function of custom ringtone
3. Add input port detection time configuration; add input port to control the speed dial key call function
4. Add input port to trigger the reset condition of output port
5. Trigger speed dial call after adding door magnetic detection timeout
6. Improve the call timeout range of 1-3600s; support the setting of ring timeout of 1-3600s
7. Support monitoring unicast address
8. Improve the input multiplexing as speed dial
9. Add mac information to the message of door opening log server
10. Real-time reporting of door opening logs to support keyword replacement
11. Support to get call status, registration status, peripheral interface status, etc. through HTTP API
12. The function keys support circular volume adjustment
13. Add setting up broadcast call via alert info

14. Optimize multicast sending and receiving
15. Support to obtain VPN address through TR-069
16. The hotline supports IP direct dialing

2.3 Bug Fix

1. Fix the problem that the PTT function of the input port multiplexing as speed dial is not available
2. Fix the problem that the first character of the display name is *, the registration display system error
3. Fix the problem that the web closing sub-stream result in device crashes.
4. Fix the problem that the input port is set to high level trigger, and the prompt tone stops after the trigger is pressed.
5. Fix the problem that the volume cannot be adjusted through HTTP API in a multicast call
6. Fix the problem of setting and getting time profile error through HTTP API
7. Fix the problem that 1080P cannot be used with some IPC cameras
8. Fix the problem that auto-hanging without answer is invalid in IVR state
9. Fix the problem that the default certificate is still used after restarting when upgrading the custom certificate
10. Fix the problem that the status of the imported access control list card is incorrect
11. Fix the loop call problem caused by EIM to interference signals
12. Fix the problem that the off-hook speed dial key cannot be called
13. Fix the problem that the user agent is not carried in the 200 in response to Notify
14. Fix the problem that the redial key is invalid in the dial state
15. Fix the problem that the admin card cannot be deleted from the access list through command clear configuration added
16. Fixed the problem that sip message will not be sent after enable the input multiplexing as speed dial function
17. Fix the problem that web page cannot be logged in due to inconsistent newline characters in configuration files

2.4 New Functions Description

1. Support call status or other means to trigger the capture function

Function description: The device with camera can be captured by input trigger/active URI/HTTP API/door opening event/call status trigger

SnapShot

Snapshot Trigger Mode:

Snapshot By Input: Input1

Snapshot By State: Talking Ringing Calling

Server Url:

Username: Password:

2. Support custom LED lights

Function description: The webpage adds LED settings in various states, and can control the LED lights on, off, and blinking in various states

LED

Reset Update Net Fail

Ring Alerting Talking

Registration Failed Registration Succeeded Registration Disabled

Default

Blink Setting

	On (ms)	Off (ms)
Blink 1	<input type="text" value="500"/>	<input type="text" value="500"/>
Blink 2	<input type="text" value="500"/>	<input type="text" value="1000"/>
Blink 3	<input type="text" value="1500"/>	<input type="text" value="1500"/>
Blink 4	<input type="text" value="3000"/>	<input type="text" value="3000"/>

3. Support SIP to multicast function

Function description: Send the remote-end voice during sip call through multicast

Fanvil i205 Default password is in use. Please change!

Keep Online English Logout (admin)

SIP Basic Settings Dial Peer SIP Hotspot Blacklist Action Plan Hang Up

Action Plan Table

Total: 0

<input type="checkbox"/>	Index	Number	Direction	Line	URL	Codec
--------------------------	-------	--------	-----------	------	-----	-------

Action Plan Rule

Number

Direction

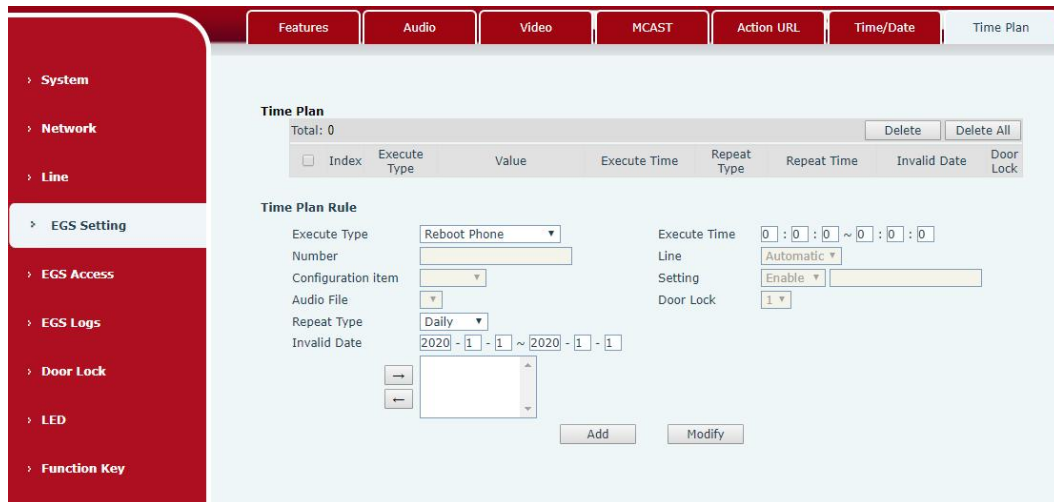
URL

Line

Codec

4. Support time plan function, including timing door opening, calling, playing audio, etc.

Function description: The device opens the door, automatically calls, and plays audio files at the set time point/time period



5. Support MIC and SPK self-checks function

Function description: When triggered by TR069 and other methods, the device automatically performs a self-test test (SPK playback MIC radio)

6. Support the selection of call status output from the headset

Function description: You can choose to output from Headset for calling, ringing, talking (calling), talking (called), talking (intercom), and others from SPK (PA2)

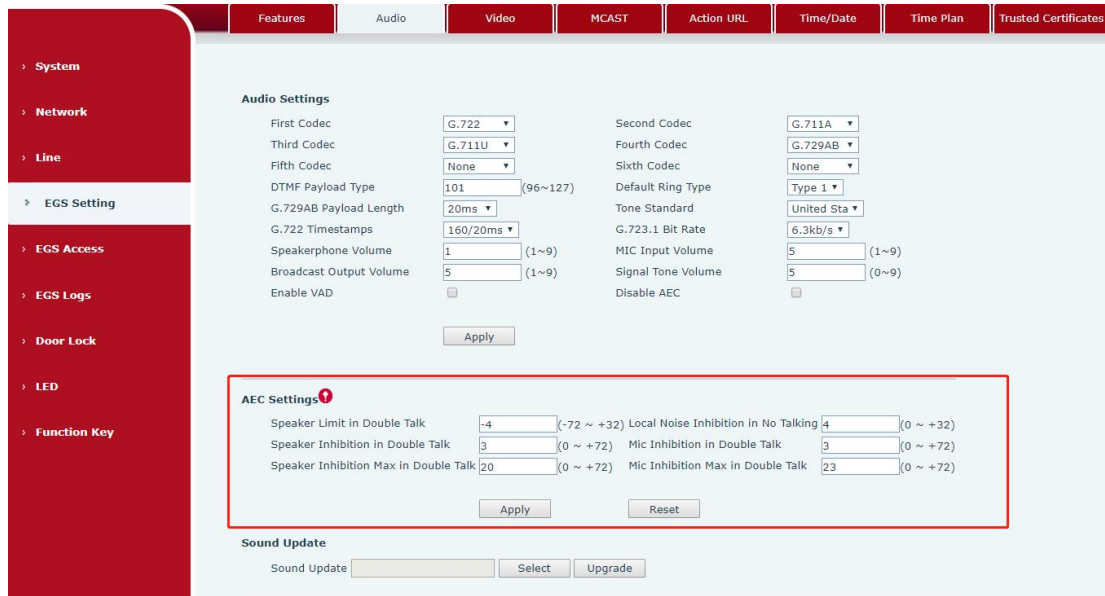
7. Support default password prompt on the webpage

Function description: After logging in to the device webpage, if the password is detected as the default password, it will prompt "default password is in use, please change!". After the webpage password is modified, if the access control password is also the default password, the prompt will still exist, click and jump to the access control password modification interface .



8. Support AEC parameters on the webpage

Function description: Add AEC parameter settings to the web page. In some environments, when the sound level and quality cannot be satisfied, you can adjust the AEC parameters through the web page



9. Support virtual password function (access devices)

Function description: After enabling, as long as the user has the correct password during the input process, the door can be opened. Prevent passwords from being peeped

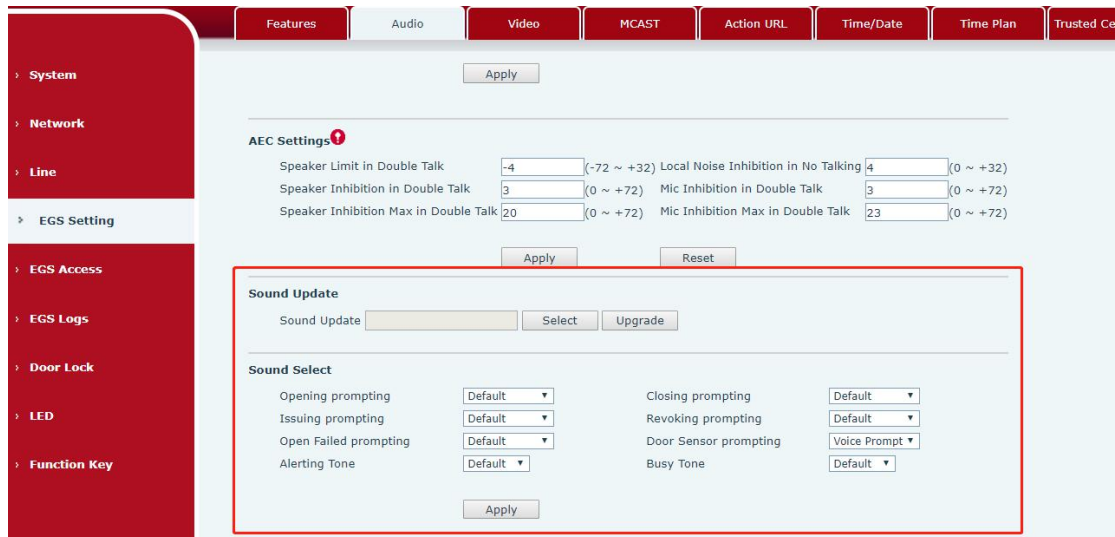
2.5 Optimization Description

1. Support to modify the network parameters through the IP scanning tool

Function description: Support to modify the IP address, Subnet mask, gateway, and description information of the device through the IP scanning tool

2. Optimize upgrading the ringtone support customization from webpage, no specific naming is required; the upgraded ringtone file can be selected under the function of custom ringtone

Function description: When uploading a ringtone file on the web, you can upload it without a specific named file; and you can select it under customizable prompts such as door opening prompt, ring back tone, security settings, etc.



3. Add input port detection time configuration; add input port to control the speed dial key

Function description: Add the input duration, the time range is 0-3600s. After enabling, if the set time is exceeded and the signal is still received, it will automatically call; if there is no set number, the call cannot be made;

Add the configuration "Input Trigger Call" in the position of the function key. After it is enabled, only when there is input information, press it to call out, and not to call out at other times