



## Release Note

Software Version: 2.14.0.19

Models: W611W

Date: 2024.1.25



# Content

---

<b>Content</b> .....	<b>2</b>
<b>1 Revise History</b> .....	<b>3</b>
<b>2 Release 2.14.0.19</b> .....	<b>4</b>
2.1 New Features .....	4
2.2 Optimizations .....	4
2.3 Bug Fix .....	4
<b>3 Release 2.14.0.4</b> .....	<b>6</b>
3.1 Bug Fix .....	6
<b>4 Release 2.14.0.3</b> .....	<b>7</b>
4.1 New Features .....	7
4.2 Optimizations .....	7
4.3 Bug Fix .....	7
4.4 Known Issues .....	8
<b>5 Release 2.12.5.7</b> .....	<b>9</b>
5.1 Optimizations .....	9
5.2 Bug Fix .....	9
<b>6 Release 2.12.5.4</b> .....	<b>10</b>
6.1 New Features .....	10
6.2 Optimizations .....	10
6.3 Bug Fix .....	10
6.4 New feature description .....	11
<b>7 Release 2.12.4.16</b> .....	<b>13</b>
7.1 New Features .....	13
7.2 Optimizations .....	13
7.3 Bug Fix .....	13
7.4 New feature description .....	13
<b>8 Release 2.12.4.14</b> .....	<b>16</b>
8.1 New Features .....	16
8.2 Optimization .....	16
8.3 Bug Fix .....	16
8.4 New feature description .....	16

## 1 Revise History

---

No.	Version	Release Time
1	2.12.4.14	2022.11.21
2	2.12.4.16	2023.3.2
3	2.12.5.4	2023.6.12
4	2.12.5.7	2023.7.17
5	2.14.0.3	2023.9.21
6	2.14.0.4	2023.9.25
7	2.14.0.19	2024.1.25

## 2 Release 2.14.0.19

---

<b>Models</b>	<b>Software Version</b>	<b>Comment</b>
W611W	2.14.0.19	

### 2.1 New Features

1. Add the function of disabling/enabling access to the phone's web page;
2. Support FDMS device diagnosis;
3. Compatible with HT601-PTT headphones;
4. Support custom upload of translation files.

### 2.2 Optimizations

1. Optimize the standby time;
2. Optimize the battery display;
3. Optimize the pop-ups, which can also take effect in sleep mode;

### 2.3 Bug Fix

1. Fix the issue that the connected WiFi was cleared after restarting by long-pressing the red handle button;
2. Fix the problem that the phone crashes after pressing the Hold Button during a call;
3. Fix the problem that the phone can't be woke up normally after a long hibernation;
4. Fix LCD probabilistic screen shifts;
5. Fix the problem that the Wi-Fi connection occasionally failed and the Wi-Fi

could not be scanned;

6. Fix the ringing and answering delay;

7. Fix the issue that you could not receive incoming calls and visit web pages after turning off the screen when using IPv6.

### 3 Release 2.14.0.4

---

<b>Models</b>	<b>Software Version</b>	<b>Comment</b>
W611W	2.14.0.4	

#### 3.1 Bug Fix

1. Fixed an issue where the WiFi coupling test failed.

## 4 Release 2.14.0.3

---

Models	Software Version	Comment
W611W	2.14.0.3	

### 4.1 New Features

1. When the LCD language is English, add an input method of "aB2" type.

### 4.2 Optimizations

5. Optimize the display of web page information;
6. Optimize the display of LCD screen information;
7. Optimize the stability of Wi-Fi connection;
8. Optimize the system power consumption and extend the standby time of the device;
9. The extended LDAP username character length is 127 bits;
10. Optimize LCD screen battery power icon color, white when not charging;
11. Adjust and optimize the five-compartment distribution of the device's battery power;
12. SIP authentication support SHA-256 encryption algorithm to solve the problem that there will not be response after receiving SIP 401 authentication under special circumstances

### 4.3 Bug Fix

1. Fixed the issue that after the W611W enables general name verification, the verification of certificates using the SIP TLS protocol fails;

2. Fixed the issue that when the W611W is charging, an abnormality prompt occasionally appears;
3. Fixed the issue where the W611W ROM is displayed as 0 under special circumstances;
4. Fixed the issue that after connecting to FDMCS, the online status is displayed in FDMCS is inaccurate;
5. Fixed an issue where when charging through the charging base, W611W occasionally appeared as always charging and did not prompt full charge status.

#### 4.4 Known Issues

1. **Description:** LCD probabilistic screen shifts;

**Temporary scheme:** The device re-enters hibernation and resumes after waking up again.

2. **Description:** The device crashes probabilistically during hibernation;

**Temporary scheme:** The device automatically restarts and resumes after an abnormality.

3. **Description:** Occasionally, the Wi-Fi connection fails or the Wi-Fi cannot be scanned;

**Temporary scheme:** After the Wi-Fi abnormality occurs, the device automatically detects the abnormality and recovers it every 10 minutes.

4. **Description:** After the device is used for a period of time and calls exceed 3,000 times, the memory occupation causes stuttering, ringing, and answering delays of 1-2 seconds;

**Temporary scheme:** When the device detects that it is out of memory, it automatically restarts and recovers.

Fanvil Technology Co., Ltd



## 5 Release 2.12.5.7

---

<b>Models</b>	<b>Software Version</b>	<b>Comment</b>
W611W	2.12.5.7	

### 5.1 Optimizations

13. Optimize system power consumption, synchronously turn off the keyboard backlight after the screen is extinguished during a call

### 5.2 Bug Fix

1. Fix the problem that W611W keeps dropping after successful registration under certain circumstances;
2. Fix the issue where a new page of dsskeys could not be added on the web page;
3. Fix the issue where the phone was abnormal when a memory key was configured;
4. Fix the issue where SSID was displayed incompletely in some pages

## 6 Release 2.12.5.4

---

Models	Software Version	Comment
W611W	2.12.5.4	

### 6.1 New Features

1. Add Japanese;
2. Add the function of password display when entering Wi-Fi password;
3. Add the function of customizing WiFi roaming threshold;
4. Add the function of displaying the MAC and signal strength of the connected AP.

### 6.2 Optimizations

14. Optimize system power consumption and extend the standby time of the device;
15. Optimize Russian translation;
16. Optimize French translation;
17. Optimize the stability of WiFi connection;
18. Extend the LDAP phonebook SearchBase and username length to 127 bytes.

### 6.3 Bug Fix


1. Fix the issue that W611W is often offline after being deployed in FDMCS;
2. Fix the issue that pushing a new version for W611W through FDMCS failed.

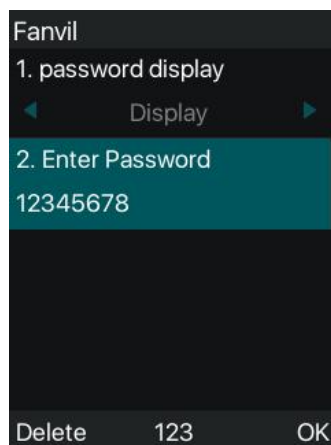
## 6.4 New feature description

### 1. Add Japanese.


Function description: Add Japanese option to the language list on the web and LCD side.

### 2. Add the function of password display when entering Wi-Fi password.

Function description: When entering a Wi-Fi password or modifying saved network information on the web side, you can see the entered Wi-Fi password in clear text by selecting [Password Display] or clicking the logo .



**Wi-Fi Info Add**

Wi-Fi Name:	<input type="text" value="123"/>
SSID:	<input type="text" value="Fanvil"/>
Secure Mode:	<input type="text" value="WPA/WPA2-PSK"/>
Encryption Type:	<input type="text" value="TKIP"/>
Username:	<input type="text"/>
Password	<input type="text" value="12345678"/> 
<input type="button" value="Add"/>	

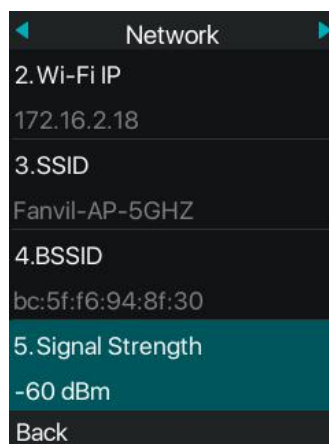
### 3. Add the function of customizing WiFi roaming threshold;

Function description: On the website [Network] > [Wi-Fi Settings], users can set [Roaming Gain]. When the device's signal strength is less than -67dB and other available APs are detected to be higher than the current AP signal strength by the setting value, roaming switching will be performed.



4. Add the function of displaying the MAC and signal strength of the connected AP.

Function description: Users can view the BSSID of the currently connected AP and the current signal strength in the [Menu]> [Status] > [Network] on the LCD.



## 7 Release 2.12.4.16

---

Models	Software Version	Comment
W611W	2.12.4.16	

### 7.1 New Features

5. Add the function to customize encryption of the menu APP;
6. Add the ability to lock and unlock the keyboard by long pressing "#";
7. OpenVPN supports TLS authentication.

### 7.2 Optimizations

19. Optimize WiFi synchronization configuration function;
20. Optimize W611W handset loudness.

### 7.3 Bug Fix

3. Fix the issue that incoming calls could not be received occasionally during hibernation;
4. Optimize Wi-Fi connection, such as the problem that the AP device cannot reconnect after the terminal is disconnected in some cases

### 7.4 New feature description

1. Add the function to customize encryption of the menu APP

Feature description: Users can select the application in the menu to be encrypted, and the encrypted application needs to enter the menu password before accessing.

nc configurations are as follows:

screen. EncryptTheApp =	
Valid Values	<ul style="list-style-type: none"> <li>● Status</li> <li>● WLAN</li> <li>● Basic</li> <li>● Contact</li> <li>● Message</li> <li>● Calllog</li> <li>● Features</li> <li>● Application</li> </ul> <p>Use ", " between apps. e. g. : Status, WLAN.</p>
Default Value	void

Note: Advanced settings encryption is not affected by configuration.

## 2. Add the ability to lock and unlock the keyboard by long pressing "#"

Feature description: Web>Phone Settings>Advanced>Keyboard Lock Settings, when the keyboard lock type is disabled, users can long press the “#” to lock and unlock. This won’t work when the keyboard lock type isn’t disabled: users can long press “#” to enter password and jump to the keyboard lock settings; After it’s locked, users can long press “#” to enter password and unlock the phone.

Web configurations are as follows:

**Keyboard Lock Settings**

Keyboard Password:


Keyboard Time:

Keyboard Lock Type:  ▾

## 3. OpenVPN supports TLS authentication.

Fanvil Technology Co., Ltd

Feature description: Web>Network>VPN, when OpenVPN server chooses TLS authentication, the phone will turn on OpenVPN, import TLS certifications and get VPN IP successfully.

OpenVPN Files 			
File Type	File Name	File Size	
OpenVPN Configuration file:	client.ovpn	N/A	<input type="button" value="Select"/> <input type="button" value="Upload"/> <input type="button" value="Delete"/>
CA Root Certification:	ca.crt	N/A	<input type="button" value="Select"/> <input type="button" value="Upload"/> <input type="button" value="Delete"/>
Client Certification:	client.crt	N/A	<input type="button" value="Select"/> <input type="button" value="Upload"/> <input type="button" value="Delete"/>
Client Key:	client.key	N/A	<input type="button" value="Select"/> <input type="button" value="Upload"/> <input type="button" value="Delete"/>

## 8 Release 2.12.4.14

---

Models	Software Version	Comment
W611W	2.12.4.14	

### 8.1 New Features

1. Add DSSKEY Page functionality to support setting up a two-page Dsskey

### 8.2 Optimization

1. Optimize the prompt language display during the shutdown
2. Optimize the Italian language translation
3. Optimize the AP density threshold as -67 dBm
8. Optimize the access level of WiFi settings directory

### 8.3 Bug Fix

1. Fix the problem of password displayed in plain text in the XML / NC configuration file
2. Fix the phone restart after the softkey is configured, and the problem of configuration cannot be saved
3. Fix after a device goes dormant, which not responding to a SIP Option message, causing the problem of a wire drop display on a particular server

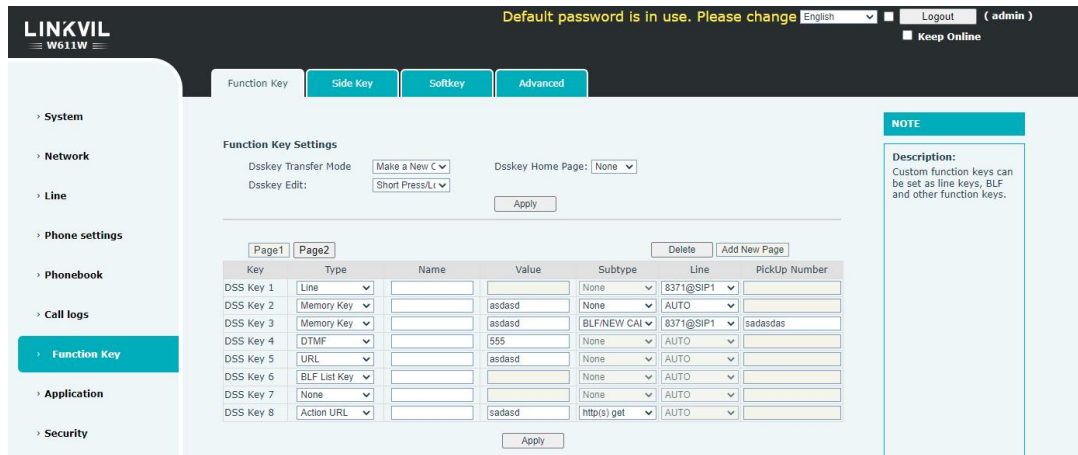
### 8.4 New feature description

1. Add DSSKEY Page functionality to support setting up a two-page Dsskey Web Function Key> Function Key page, expanded from the existing Dsskey to two Dsskey, 8 dsskey per page. The Dsskey defaults are all None.

Fanvil Technology Co., Ltd

Add: 10F, Block A, Dualshine Global Science Innovation Center, Honglang North 2nd Road, Bao'An District, Shenzhen, China  
 Tel: +86-755-2640-2199 Fax: +86-755-2640-2618 Email: support@fanvil.com www.fanvil.com





Configure the DSS Key on page N, set a softkey or navigation key to Dsskey PageN, press the softkey / navigation key of the corresponding interface, enter the Dsskey Page, select a DSS Key, or press the corresponding serial number of the DSS Key to perform the corresponding function.

