



## Release Note

Software Version: 2.6.10.857

Models: A32i

Date: 2024.4.10

# Content

---

<b>Content</b> .....	<b>2</b>
<b>1 Revise History</b> .....	<b>3</b>
<b>2 Release Version 2.6.10.857</b> .....	<b>4</b>
2.1 New Features .....	4
2.2 Optimization .....	4
2.3 Bug Fix .....	4
<b>3 Release Version 2.6.0.1286</b> .....	<b>6</b>
3.1 New Features .....	6
3.2 Optimization .....	6
<b>4 Release Version 2.6.0.1170</b> .....	<b>7</b>
4.1 New Features .....	7
4.2 Optimization .....	7
4.3 Bug Fix .....	8
<b>5 Release Version 2.6.0.1142</b> .....	<b>9</b>
5.1 New Features .....	9
5.2 Optimization .....	9
5.3 Bug Fix .....	9
5.4 New Features Description .....	10
5.5 Optimization Description .....	15

## 1 Revise History

---

No.	Version	Release Time
1	2.6.0.1142	2022.7.29
2	2.6.0.1170	2022.8.25
3	2.6.0.1286	2023.1.6
4	2.6.10.857	2023.3.15

## 2 Release Version 2.6.10.857

---

Models	Software Version	Comment
A32i	2.6.10.857	

### 2.1 New Features

1. Iteratively update the brand new UI interface
2. Dsskey can support 116 shortcut keys
3. Supports IPv6 and IPv4&IPv6 modes
4. Add the function of adding voice conference members through multiple selections
5. Add push XML function
6. Add DND large icon function

### 2.2 Optimization

1. Optimize the proxy interface to support the selection of proxy login status function
2. Optimize Block XML When Call configuration and adapt to push numeric buttons
3. Optimize key processing in the xmlbrowser section
4. Optimize the import function of Dsskey settings
5. Optimize compatibility issues with Ampitech access control cameras
6. Optimize software security issues

### 2.3 Bug Fix

1. Modify the issue of the phone not being able to answer calls when using the

built-in app

2. Modify the issue of the phone not being able to refresh the session timer when establishing a call
3. Modify the hierarchy issue of Ldap phone book display type to List
4. Modify the color change issue of the softkey icon in the sliding pre dial interface
5. Modify the issue of not displaying XML phone book contacts on the webpage
6. Modify the issue of missing content in the Action URL issued by FDMCS

### 3 Release Version 2.6.0.1286

---

Models	Software Version	Comment
A32i	2.6.0.1286	

#### 3.1 New Features

1. Support 3-party video conference.
2. Support 10-party audio and video hybrid conference (up to 2-party video calls included).

#### 3.2 Optimization

1. Optimize USB compatibility related issues.

## 4 Release Version 2.6.0.1170

---

Models	Software Version	Comment
A32i	2.6.0.1170	

### 4.1 New Features

7. The Function of pressing the return key to hang up when there is an incoming call / a call is added to the web page.
8. The Call-id in the SIP protocol supports the user-custom field functionality.
9. A New Display type configuration item is added on the web page, which supports Search and List.
10. Whether a popup configuration is added on the page.
11. Extended function key URL subtype.
12. Compatible with the Huawei enterprise address book.

### 4.2 Optimization

1. Optimize the XML Browser functionality.
2. Optimize contact-related translation issues.
3. Optimize the call ringing tone for a small sound problem.
4. Optimize device popup button color is blue.
5. Optimize the device in screensaver / hibernation, press the number key to open the dial and enter the number key into the dial.
6. Optimize the Huawei phone book incoming call interface.
7. Optimize video call compatibility-related issues.

### 4.3 Bug Fix

1. Fix the problem of repeated display of call records.
2. Fix When OK key is None, long pressing OK key will not restore the factory.
3. Fix the problem of automatic recording jam after transfer.
4. Fix the problem that the search result cannot be found when inputting full characters when querying contacts.
5. Fix the problem that the RTP is selected as optional, and the peer can't hear hold music by pressing hold.
6. Fix the by using the Home key to exit the DSS key and then click the DSS key again to display the message error problem.
7. Fix issues that automatic deployment cannot send DHCP Option 66 and 120 in special cases.
8. Fixed that the LDAP query name cannot be updated to the call record.
9. Fix black screen problems with answering video calls in special situations.
10. Fixed the Select H.265 encoded video call not displaying the image.
11. Fix the abnormal Android phone and PostSip softphone video call tests.
12. Fix the select G.722 coding call exception after receiving a special length of voice data.
13. Fix the ldap domain name resolution problem.
14. Fix the problem of configuring recording in action plan and not stopping recording when hold.



## 5 Release Version 2.6.0.1142

---

Models	Software Version	Comment
A32i	2.6.0.1142	

### 5.1 New Features

1. Add playlist function to radio page
2. Add extension management functions on the device side, including management terminals and terminals to be managed
3. Add the function of vibration group on the device side
4. Add hotspot setting function on the device side
5. Add local information display on the device side

### 5.2 Optimization

1. Administrator mode, add icon indication to the status bar
2. Improve partition number support to sort by numbers
3. Improved broadcast is divided into immediate broadcast and timing broadcast
4. Improve music broadcast support to set volume and priority
5. Improve the unattended function
6. The hotspot function is enabled by default for line 1, and the other lines are disabled by default
7. Expand the number of hotspot extensions to 50
8. Optimize intercom, broadcast, management and other interfaces

### 5.3 Bug Fix

1. Fix the problem that the broadcast task name is too long and not displayed completely

Fanvil Technology Co., Ltd

Add: 10F, Block A, Dualshine Global Science Innovation Center, Honglang North 2nd Road, Bao'An District, Shenzhen, China  
Tel: +86-755-2640-2199 Fax: +86-755-2640-2618 Email: support@fanvil.com www.fanvil.com

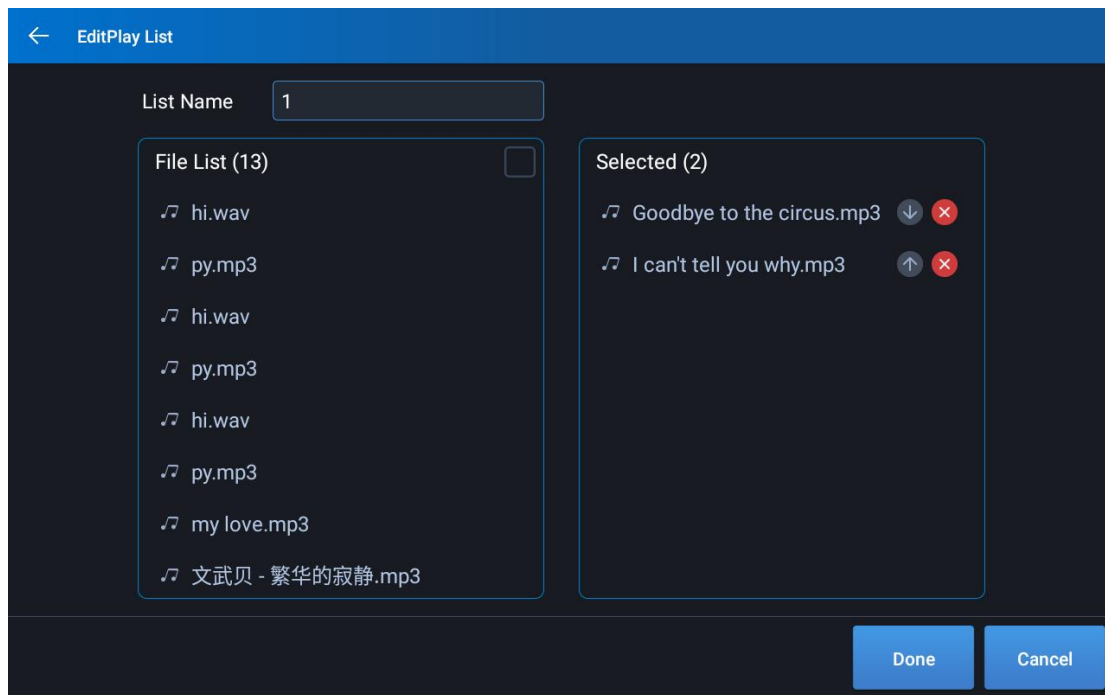
2. Fix the app crash problem caused by some situations

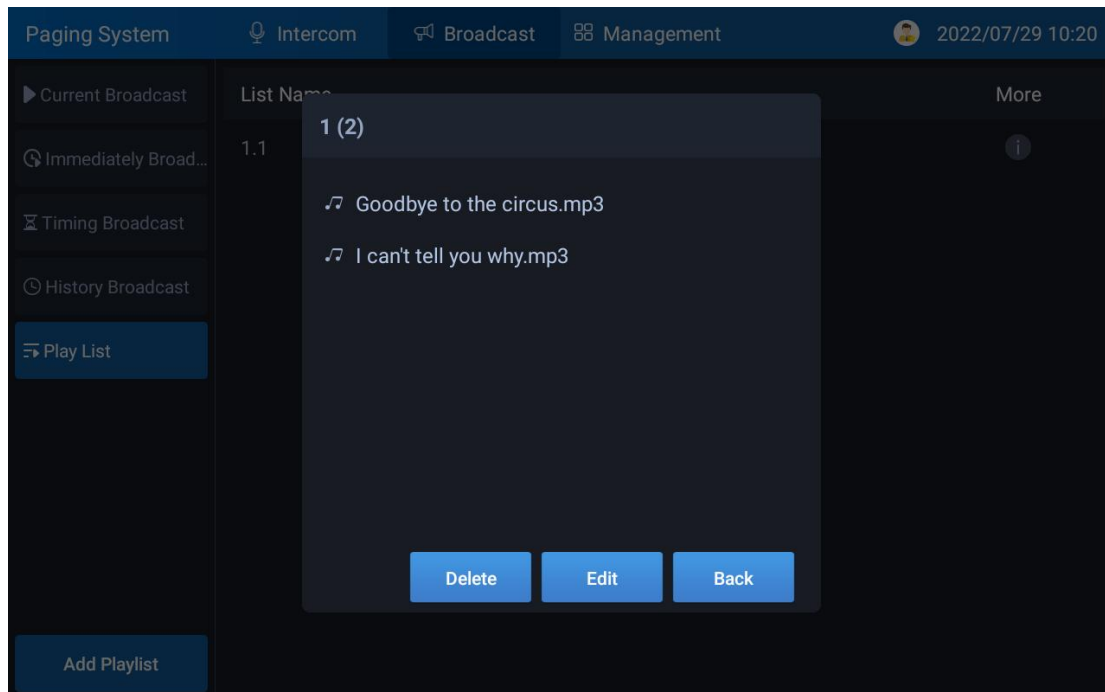
## 5.4 New Features Description

### 1. Add playlist function to radio page

**Function Description:** After adding a playlist, the user can select the playlist in a play task to add multiple music at once

**Realize settings:** In the [Paging System], set it in [Broadcast] >> [PlayList], add a custom name in [List Name], and click the file in [File List]. After clicking, the selected file will appear in [Selected] on the right side. After clicking Finish, you can view the successfully added playlist in the playlist. Click ! in [More] to view playlist information, or edit an existing playlist.





## 2. Add extension management functions on the device side, including management terminals and terminals to be managed

**Function Description:** It can manage the extension devices connected to the server, upgrade, restart, edit accounts, set up groups and other functions, and can realize the hotspot management function on the web page on the device.

**Realize settings:** Set it in the [Management] of the Paging System. When a new device is connected for the first time, it can be viewed on the interface of [UnManaged Extension Information], and it can be moved to [Managed Extension Information].

Paging System    Intercom    Broadcast    Management    2022/07/29 11:00

Managed Extension	MAC Address	Model	Version	IP Address	Status
<input type="checkbox"/>	00:a8:59:fb:19:7c	ePhone8	2.6.0.920		Offline
<input type="checkbox"/>	11:22:33:44:55:66				Offline
<input type="checkbox"/>	11:22:33:44:55:67				Offline

Refresh    Move to Managed    Delete

Paging System    Intercom    Broadcast    Management    2022/07/29 11:00

Managed Extension	Extension Name	MAC Address	Model	Version	Status	Number	More
<input type="checkbox"/>		0c:38:3e:16:93:cf	V67	2.6.6.121	Offline		⌵ ⓘ

Refresh    Reboot    Add to Group    Move to UnManaged    Add    Delete

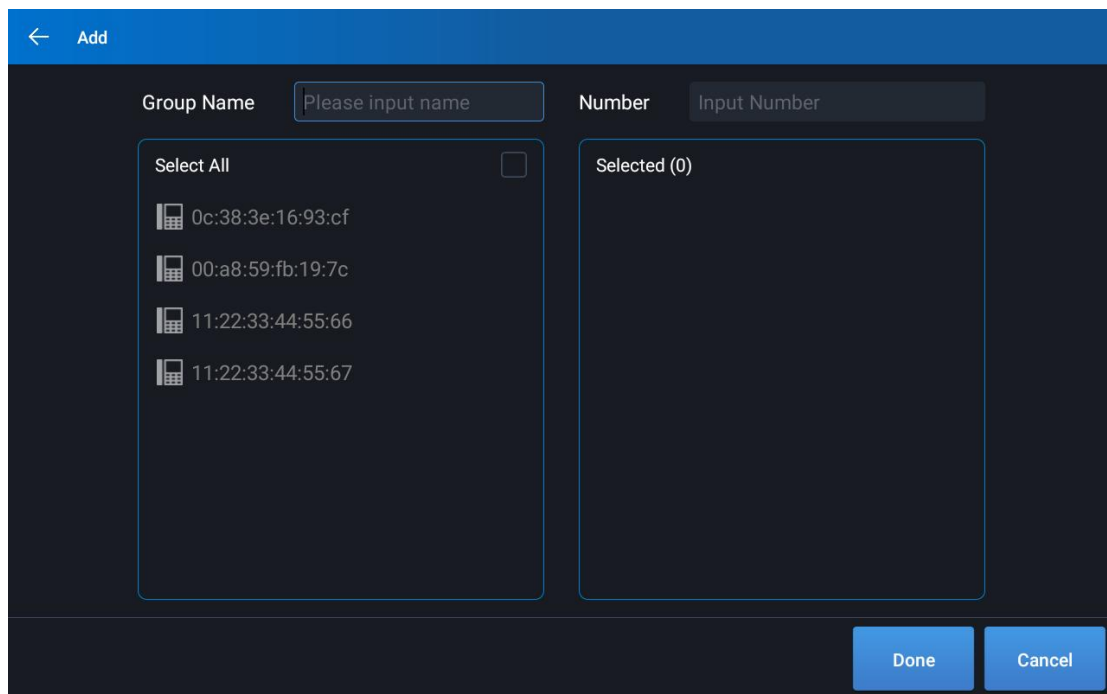
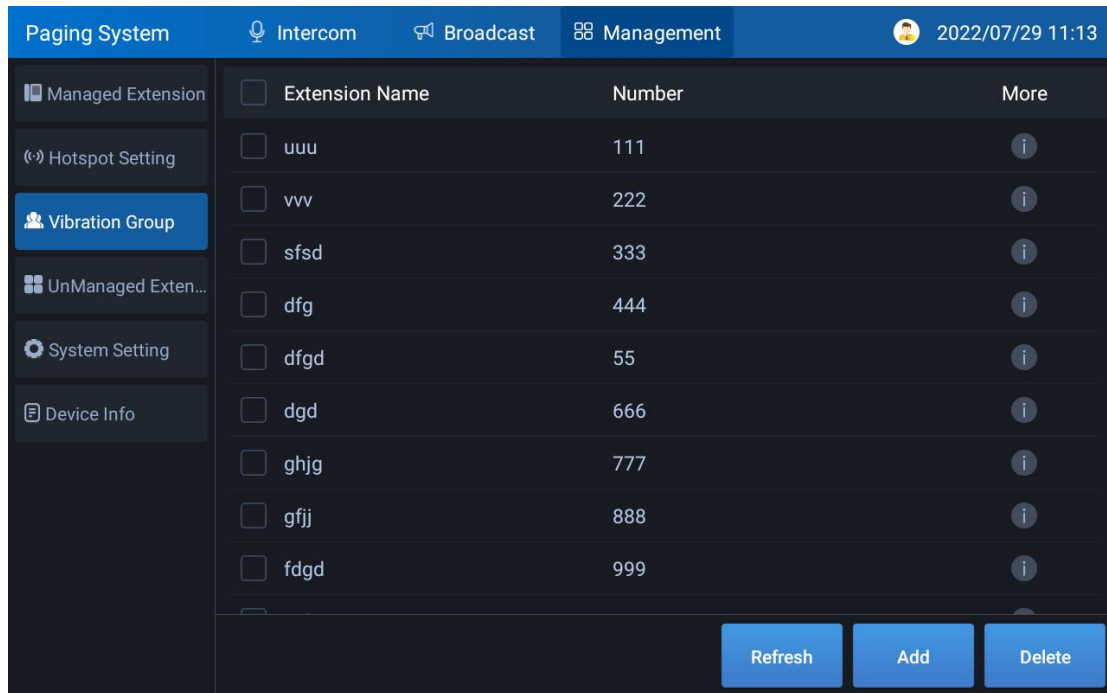
### 3. Add the function of grouping ring on the device side

**Function Description:** The terminals added to the same ringing group can realize the ringing of all terminals in the group at the same time when an incoming call is received. When a terminal answers, other terminals stop ringing.

**Realize settings:** To set in the [Management] of Paging System, you can click to add a new group and add terminals in the lower right corner of [Vibration Group],

Fanvil Technology Co., Ltd

or you can click **[Add to Group]** in **[Management]** to add a terminal to an existing group.



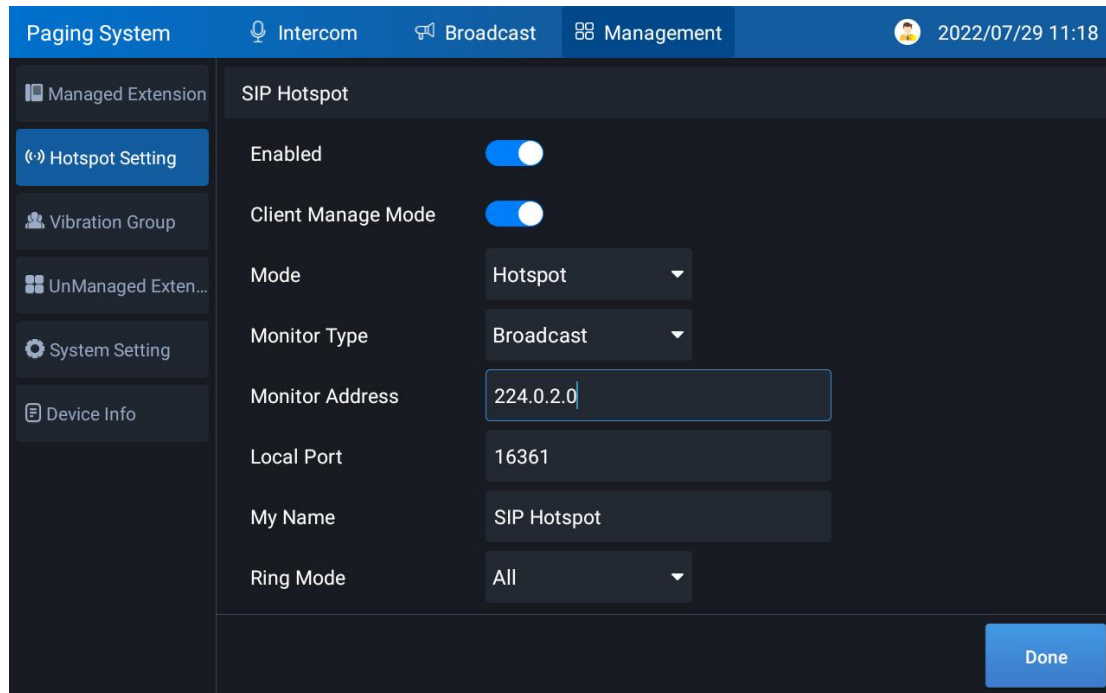
#### 4. Add hotspot setting function on the device side

**Function Description:** The hotspot function can realize group ringing and expand the number of SIP accounts. In the management of Paging System, the same hotspot setting function as the web page can be realized, and the device can be used as a

Fanvil Technology Co., Ltd

server or a client.

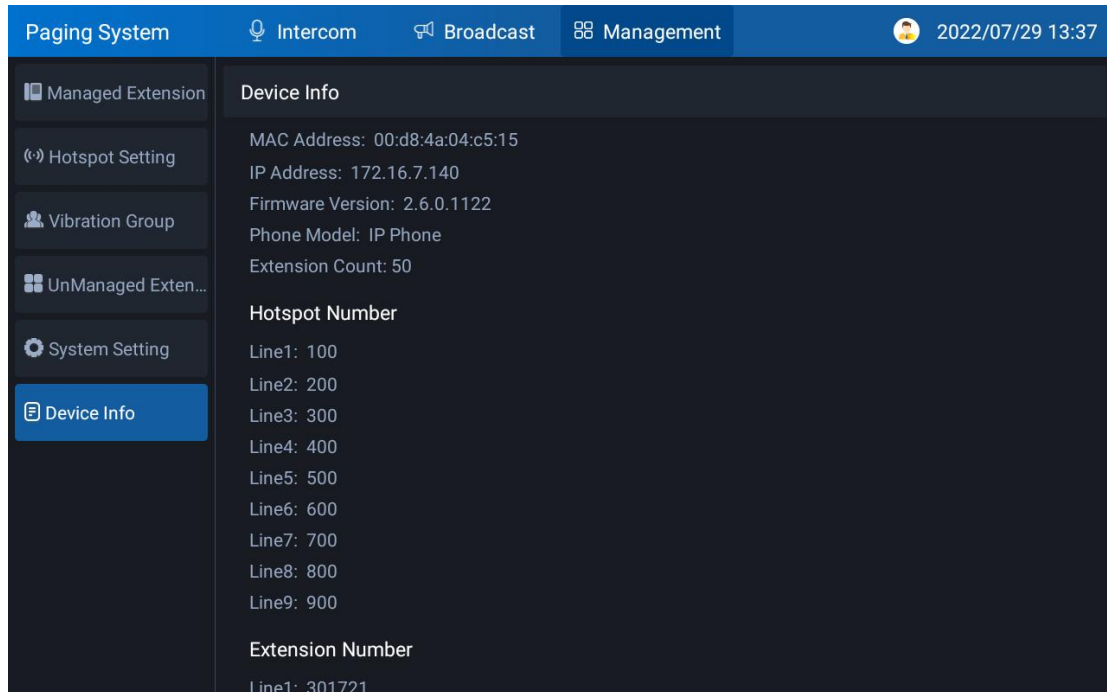
**Realize settings:** In the Paging System, set it in [Management] >> [Hotspot Setting].



## 5. Add local information display on the device side

**Function Description:** Support viewing the device information and registered numbers directly in [Management].

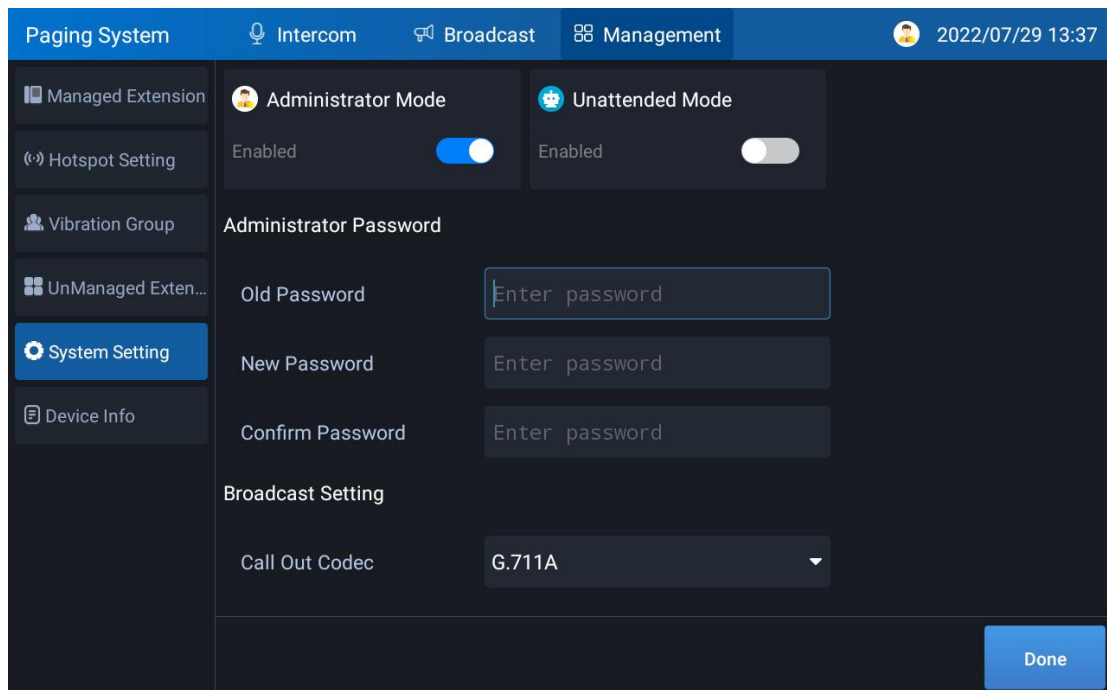
**Realize settings:** Check it in [Management] >> [Device Info] in Paging System.



## 5.5 Optimization Description

### 1. Administrator mode, add icon indication to the status bar

**Function Description:** When the administrator mode is enabled, the administrator icon will appear in the status bar in the upper right corner.

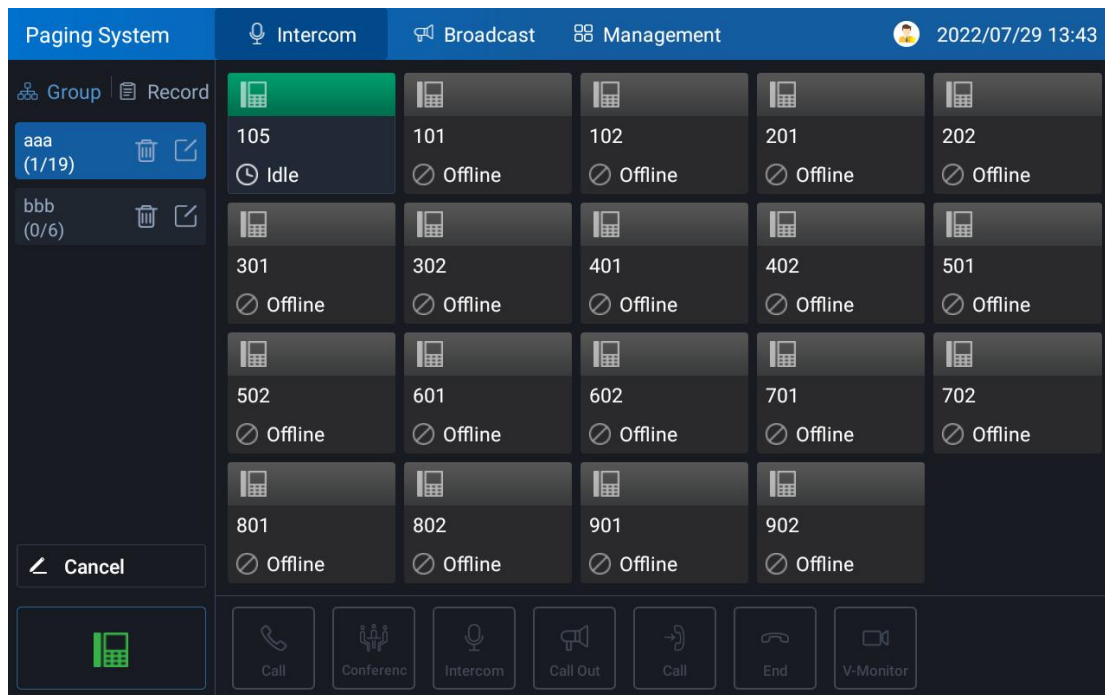


### 2. Improve partition number support to sort by number size

Fanvil Technology Co., Ltd

Add: 10F, Block A, Dualshine Global Science Innovation Center, Honglang North 2nd Road, Bao'An District, Shenzhen, China  
 Tel: +86-755-2640-2199 Fax: +86-755-2640-2618 Email: support@fanvil.com www.fanvil.com

**Function Description:** Devices are displayed in numerical order from left to right, with online devices before offline devices.



### 3. Improved broadcast is divided into immediate broadcast and timing broadcast

**Function Description:** Support to choose to broadcast to the terminal immediately or choose to set a timing broadcast.

**Realize settings:**In the [Broadcast] of Paging System, you can view [Immediately Broadcast] and [Timing Broadcast]. You can click the Add Task in the lower left corner to add the two types of broadcasts in the order of [Message Set] >> [Add Devices] >> Click [Complete]



Paging System    Intercom    Broadcast    Management    2022/07/29 13:50

Mission Name	Mode	Priority	Volume	More
2	Now	9	5	<i>i</i>

▶ Current Broadcast  
 ◀ Immediately Broad...  
 ⌘ Timing Broadcast  
 ⌚ History Broadcast  
 ▶ Play List

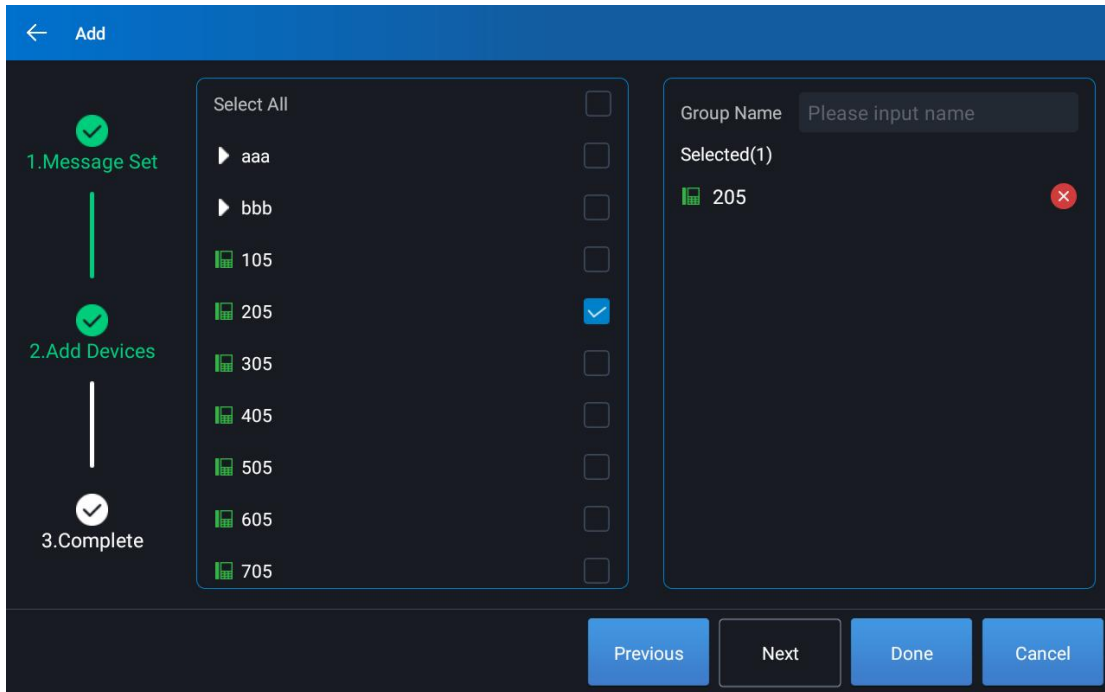
Add Immediately Task

Paging System    Intercom    Broadcast    Management    2022/07/29 13:50

Mission Name	Mode	Start Time	Stop Time	Priority	Volume	More
1	Timing	--:--	--:--	9	4	<i>i</i>

▶ Current Broadcast  
 ◀ Immediately Broad...  
 ⌘ Timing Broadcast  
 ⌚ History Broadcast  
 ▶ Play List

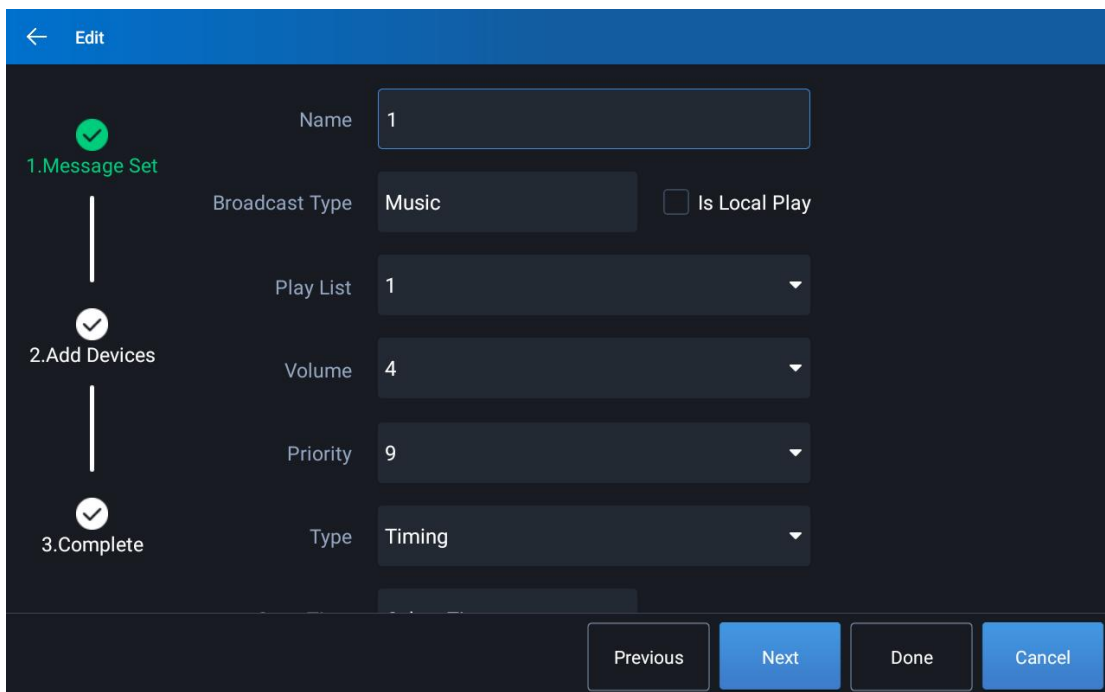
Add Timing Task

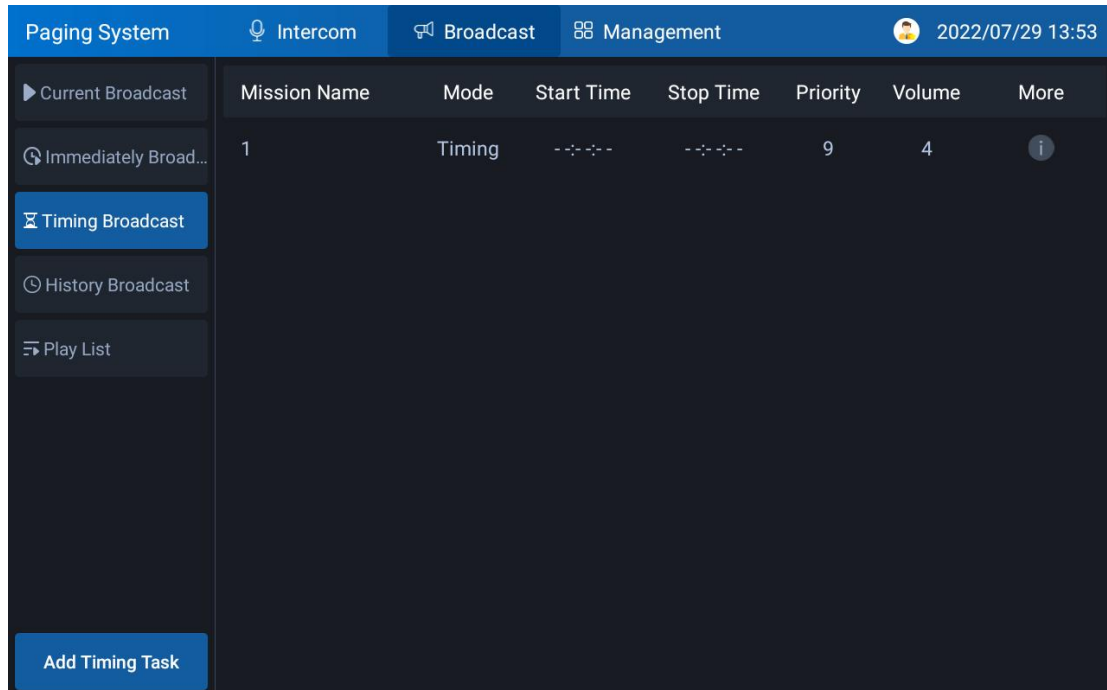


#### 4. Improve music broadcast support to set volume and priority

**Function Description:** When adding broadcast tasks, the volume and priority can be set .

**Realize settings:**When adding a task, you can set the volume and priority in [Message Set]. After the setting is completed, you can view it in the broadcast interface.





## 5. Improve the unattended function

**Function Description:** When unattended mode is enabled, the terminal cannot be operated.

